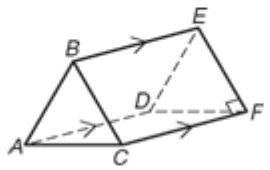


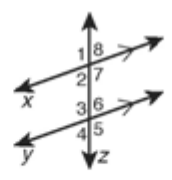
LESSON
3-1 **Practice B**
Lines and Angles

For Exercises 1–4, identify each of the following in the figure.

1. a pair of parallel segments
2. a pair of skew segments
3. a pair of perpendicular segments
4. a pair of parallel planes

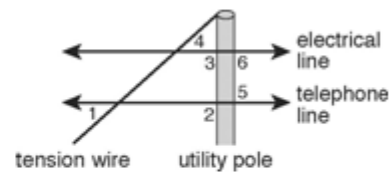


In Exercises 5–10, give one example of each from the figure.



- | | | |
|------------------------------|------------------------------|-------------------------------|
| 5. a transversal | 6. parallel lines | 7. corresponding angles |
| _____ | _____ | _____ |
| 8. alternate interior angles | 9. alternate exterior angles | 10. same-side interior angles |
| _____ | _____ | _____ |

Use the figure for Exercises 11–14. The figure shows a utility pole with an electrical line and a telephone line. The angled wire is a tension wire. For each angle pair given, identify the transversal and classify the angle pair. (Hint: Think of the utility pole as a line for these problems.)



- | | |
|-------------------------------|-------------------------------|
| 11. $\angle 5$ and $\angle 6$ | 12. $\angle 1$ and $\angle 4$ |
| _____ | _____ |
| _____ | _____ |
| 13. $\angle 1$ and $\angle 2$ | 14. $\angle 5$ and $\angle 3$ |
| _____ | _____ |
| _____ | _____ |