
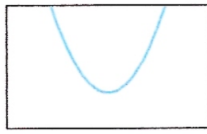

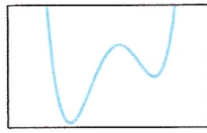








Regression Type	Equation	Graph	Applications
	$y = ax + b$		Fixed cost plus variable cost, linear growth, free-fall velocity, simple interest, linear depreciation, many others
	$y = ax^2 + bx + c$ (requires at least 3 points)		Position during free fall, projectile motion, parabolic reflectors, area as a function of linear dimension, quadratic growth, etc.
	$y = ax^3 + bx^2 + cx + d$ (requires at least 4 points)		Volume as a function of linear dimension, cubic growth, miscellaneous applications where quadratic regression does not give a good fit
	$y = ax^4 + bx^3 + cx^2 + dx + e$ (requires at least 5 points)		Quartic growth, miscellaneous applications where quadratic and cubic regression do not give a good fit
	$y = a + b \ln x$ (requires $x > 0$)		Logarithmic growth, decibels (sound), Richter scale (earthquakes), inverse exponential models
	$y = a \cdot b^x$		Exponential growth, compound interest, population models
	$y = a \cdot b^x$		Exponential decay, depreciation, temperature loss of a cooling body, etc.
	$y = a \cdot x^b$		Inverse-square laws, Kepler's third law
	$y = \frac{c}{1 + a \cdot e^{-bx}}$		Logistic growth: spread of a rumor, population models
	$y = a \sin (bx + c) + d$		Periodic behavior: harmonic motion, waves, circular motion, etc.