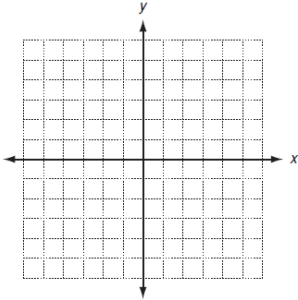


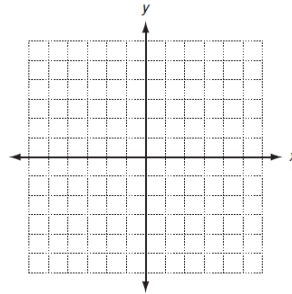
Find the domain and range for the following (if necessary use your calculator help see the graph)

1. $y = x^2$



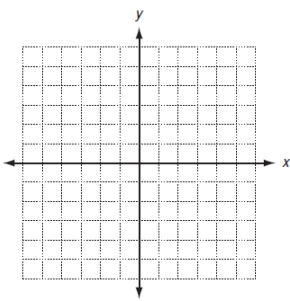
Domain:
Range:

2. $y = x$



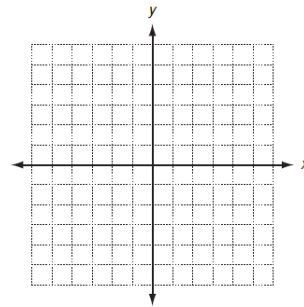
D:
R:

3. $y = 2$



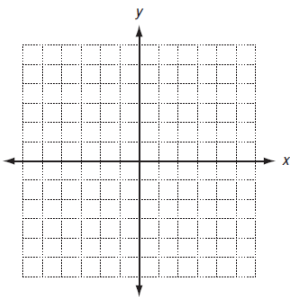
Domain:
Range:

4. $x = 3$



D:
R:

5. $y = \frac{1}{x}$



Domain:
Range: