



I CAN create designs using basic geometric shapes.



What does the picture above represent?

Do you know the name of this type of art?

Have you ever made a symbol or picture like this?




Geometry
Unit 1—Tangrams
Directions

Name: _____
Period: _____

Using the black and white tangram sheet provided:

1. label all the shapes with their proper shape name.
2. Cut out the shapes and begin to design 'new' designs and figures like the example below.


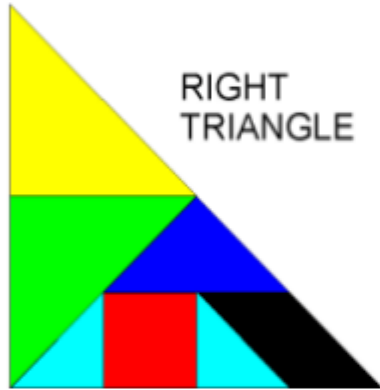


3. Once you get the hang of it then cut out the colored shapes on the cardstock and make a final design and use a glue stick to complete the project.



Geometry
Unit 1—Tangrams
Answer Key


Name: _____
Period: _____





Geometry
Unit 1—Tangrams
Answer key

Name: _____
Period: _____




Chair



Candle



Mountains



Bridge



Tangram Worksheet

Use separate pieces of paper to trace your solutions on.

1. Name all of the tangram pieces.
2. How many ways can you make a square with the tangram pieces?
3. How many ways can you make a rectangle with the tangram pieces?
4. Can you make a square without using any triangles?
5. Make a square using all 7 pieces.
6. Make a trapezoid without using the square piece.
7. Make a rectangle that is not a square and uses all 7 pieces.

