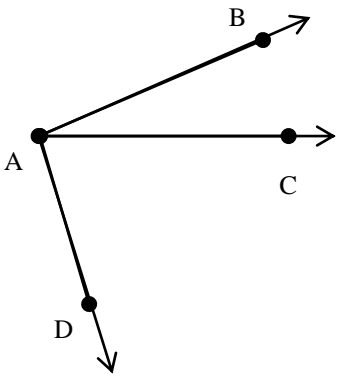
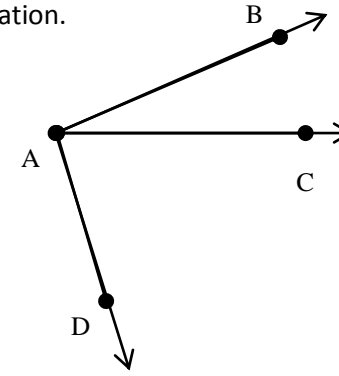
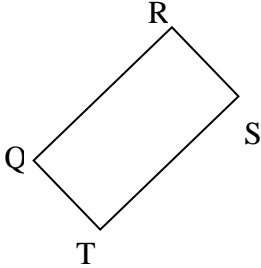
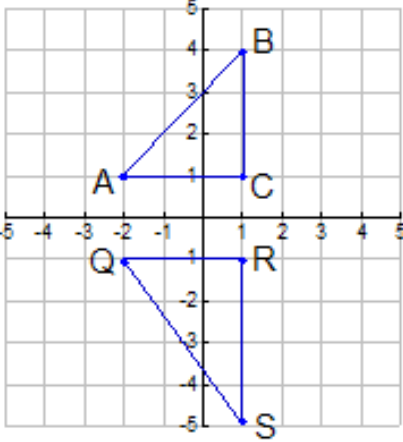


LEARNING TARGET		SAMPLE SITUATION	MY UNDERSTANDING				MY EVIDENCE OF UNDERSTANDING
			Not sure how to do this	I can do this with help	I can do it myself	I can teach others	
Unit 1: Target 1E Understanding Communication in Mathematics	1. I can use geometric notation to name shapes and describe relationships.	<p>Name all the angles formed by the 3 rays.</p> 					
		<p>Identify a line, a line segment and a ray using correct notation.</p> 	1	2	3	4	

LEARNING TARGET	SAMPLE SITUATION	MY UNDERSTANDING	MY EVIDENCE OF UNDERSTANDING
1. I can use geometric notation to name shapes and describe relationships.	<p>For rectangle QRST, use the notation for parallel and perpendicular to describe the relationships:</p> <ul style="list-style-type: none">• Between adjacent sides• Between opposite sides 		

LEARNING TARGET	SAMPLE SITUATION	MY UNDERSTANDING	MY EVIDENCE OF UNDERSTANDING
<p>2. I can use geometric vocabulary to explain my thinking.</p>	<p>Using all the words in this list, compare the two shapes below.</p> <ul style="list-style-type: none"> • Segment • Angle • Parallel • Perpendicular • Slope 	<p>1 2 3 4</p>	